

RECYCLING COLLECTION SCHEDULE

July 2020 - June 2021

Place paper, container and glass recycling at curb by:

NORTH (AM ZONE)



7:00 am

SOUTH (PM ZONE)



10:00 am

JULY 2020							AUGUST 2020							SEPTEMBER 2020							OCTOBER 2020						
SUN	MON	TUE	WED	THU	FRI	SAT	SUN	MON	TUE	WED	THU	FRI	SAT	SUN	MON	TUE	WED	THU	FRI	SAT	SUN	MON	TUE	WED	THU	FRI	SAT
			1	2	3	4							1			1	2	3	4	5				1	2	3	
5	6	7	8	9	10	11	2	3	4	5	6	7	8	6	7	8	9	10	11	12	4	5	6	7	8	9	10
12	13	14	15	16	17	18	9	10	11	12	13	14	15	13	14	15	16	17	18	19	11	12	13	14	15	16	17
19	20	21	22	23	24	25	16	17	18	19	20	21	22	20	21	22	23	24	25	26	18	19	20	21	22	23	24
26	27	28	29	30	31		23 30	24 31	25	26	27	28	29	27	28	29	30				25	26	27	28	29	30	31

NOVEMBER 2020							DECEMBER 2020							JANUARY 2021							FEBRUARY 2021							
SUN	MON	TUE	WED	THU	FRI	SAT	SUN	MON	TUE	WED	THU	FRI	SAT	SUN	MON	TUE	WED	THU	FRI	SAT	SUN	MON	TUE	WED	THU	FRI	SAT	
1	2	3	4	5	6	7			1	2	3	4	5			1	2	3	4	5			1	2	3	4	5	6
8	9	10	11	12	13	14	6	7	8	9	10	11	12	3	4	5	6	7	8	9	7	8	9	10	11	12	13	
15	16	17	18	19	20	21	13	14	15	16	17	18	19	10	11	12	13	14	15	16	14	15	16	17	18	19	20	
22	23	24	25	26	27	28	20	21	22	23	24	25	26	17	18	19	20	21	22	23	21	22	23	24	25	26	27	
29	30						27	28	29	30	31			24 31	25	26	27	28	29	30	28							

MARCH 2021							APRIL 2021							MAY 2021							JUNE 2021						
SUN	MON	TUE	WED	THU	FRI	SAT	SUN	MON	TUE	WED	THU	FRI	SAT	SUN	MON	TUE	WED	THU	FRI	SAT	SUN	MON	TUE	WED	THU	FRI	SAT
	1	2	3	4	5	6					1	2	3			1	2	3	4	5			1	2	3	4	5
7	8	9	10	11	12	13	4	5	6	7	8	9	10	2	3	4	5	6	7	8	6	7	8	9	10	11	12
14	15	16	17	18	19	20	11	12	13	14	15	16	17	9	10	11	12	13	14	15	13	14	15	16	17	18	19
21	22	23	24	25	26	27	18	19	20	21	22	23	24	16	17	18	19	20	21	22	20	21	22	23	24	25	26
28	29	30	31				25	26	27	28	29	30		23 30	24 31	25	26	27	28	29	27	28	29	30			

ENSURE MORE MATERIALS ARE RECYCLED AND KEPT OUT OF LANDFILL BY REMEMBERING THESE PRO-TIPS:

- 1 Line it up.** Put your yellow bag between your recycling containers and not on top of them. Keep 1m (3ft) between your recycling containers and your garbage/green bin.
- 2 Keep it clean.** Empty and rinse all containers.
- 3 Flatten and cut.** If your cardboard is too large for your yellow bag, flatten and cut it down to smaller pieces. 30" x 30" (76cm x 76cm) or smaller. Stack them between recycling containers. Remember to keep plastic wrap out of your recycling!
- 4 Connect with us.** Download our app, email us at info@recyclebc.ca, or connect with us on social media @RecycleBC.



RECYCLEBC™

Making a difference together.

RECYCLING COLLECTION QUESTIONS?

GFL Environmental is Recycle BC's curbside collection partner in Coquitlam. They can answer questions about collection zones, missed pick-ups, holiday schedules, or recycling containers.

Contact: GFL Environmental
Phone: 604-529-4011
Email: srrecycle@gflenv.com

NEARBY DEPOTS

Coquitlam Return-It Depot
#104 - 2560 Barnet Highway, Coquitlam
604-464-6648

Lougheed Return-It Depot
1045A Lougheed Highway, Coquitlam
778-397-5005

Biggar Bottle Depot
2577 Kingsway Ave, Port Coquitlam
604-945-3313

Coquitlam Transfer Station
1200 United Blvd, Coquitlam
604-681-5600

Sapperton Return-It Depot
#21 - 79 Braid St, New Westminster
604-523-9699

London Drugs - Coquitlam Centre*
#1030 - 2929 Barnet Highway, Coquitlam
604-448-4815

London Drugs - Lougheed Town Centre*
#101 - 9855 Austin Avenue, Burnaby
604-448-4825

*London Drugs accepts plastic bags and overwrap, foam packaging, and other flexible plastic packaging only. Due to space limitations, a maximum of one grocery bag of each material is suggested per visit.

ABOUT RECYCLE BC

Recycle BC is a not-for-profit organization responsible for residential packaging and paper recycling throughout BC, servicing over 1.8 million households. Recycle BC ensures your household materials are picked up, sorted, and responsibly recycled. Our program is funded by over 1,200 businesses that include retailers, manufacturers and restaurants that supply packaging and paper to BC residents, shifting costs away from homeowners.

For more information visit:

[RecycleBC.ca](https://www.RecycleBC.ca)
[@RecycleBC](#)



Download the App

View your collection schedule, sign up for recycling reminders, see depot locations, and search materials with the Recycle BC app.



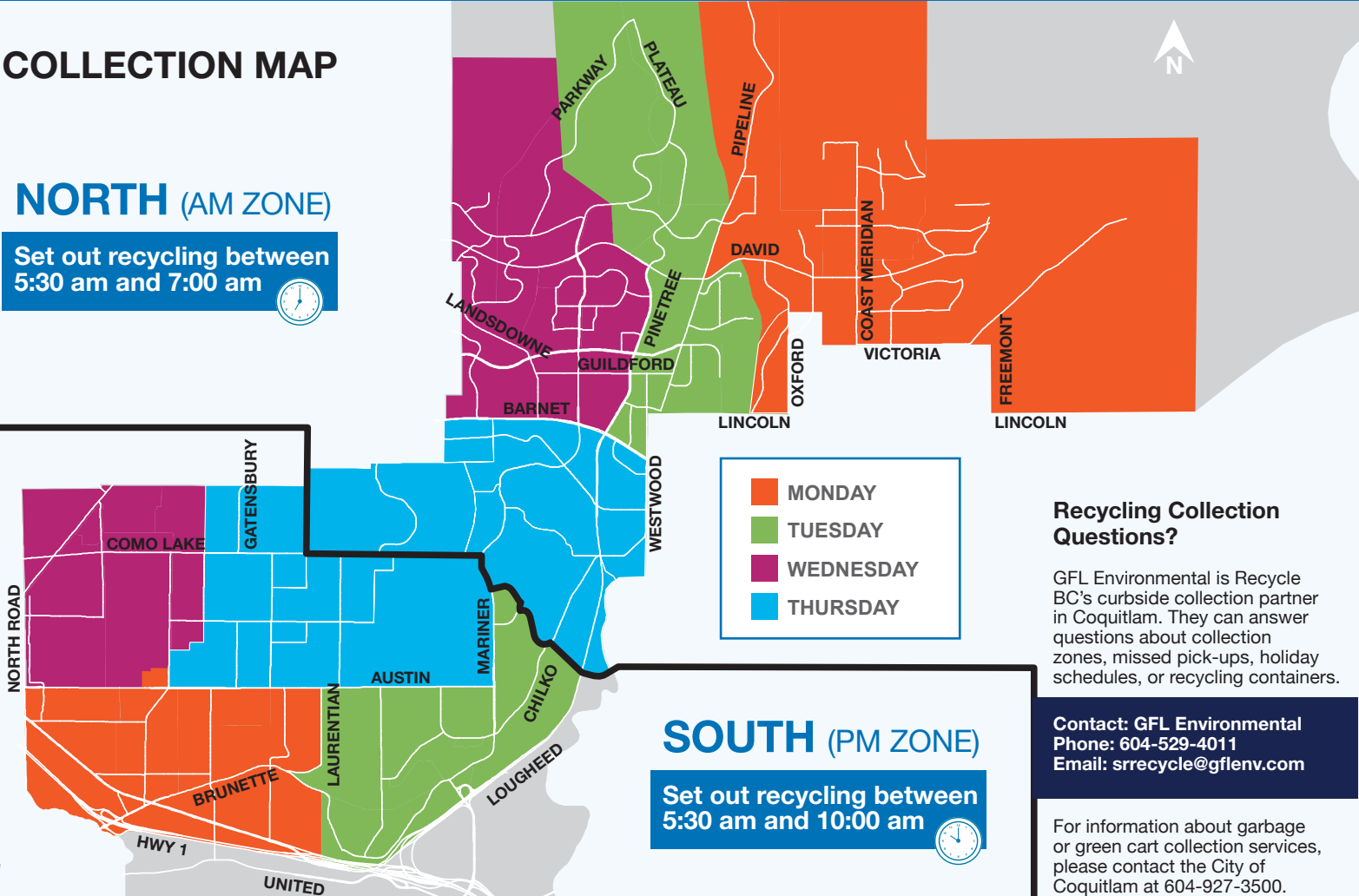
[RecycleBC.ca/App](https://www.RecycleBC.ca/App)

Please find a detailed material list at [RecycleBC.ca/what-can-i-recycle](https://www.RecycleBC.ca/what-can-i-recycle).
請瀏覽 [RecycleBC.ca/what-can-i-recycle](https://www.RecycleBC.ca/what-can-i-recycle)
查詢物料清單中文版。
ਕਿਰਪਾ ਕਰਕੇ ਇਕ ਅਨੁਵਾਦਿਤ ਸਮੱਗਰੀ ਸੂਚੀ ਨੂੰ ਇਥੇ ਦੇਖੋ [RecycleBC.ca/what-can-i-recycle](https://www.RecycleBC.ca/what-can-i-recycle).
번역된 자료 목록은 [RecycleBC.ca/what-can-i-recycle](https://www.RecycleBC.ca/what-can-i-recycle) 에서 찾으십시오.

COLLECTION MAP

NORTH (AM ZONE)

Set out recycling between 5:30 am and 7:00 am



- MONDAY
- TUESDAY
- WEDNESDAY
- THURSDAY

Recycling Collection Questions?

GFL Environmental is Recycle BC's curbside collection partner in Coquitlam. They can answer questions about collection zones, missed pick-ups, holiday schedules, or recycling containers.

Contact: GFL Environmental
Phone: 604-529-4011
Email: srrecycle@gflenv.com

For information about garbage or green cart collection services, please contact the City of Coquitlam at 604-927-3500.

SOUTH (PM ZONE)

Set out recycling between 5:30 am and 10:00 am

2020-2021 RECYCLING SCHEDULE

City of Coquitlam



[RecycleBC.ca](https://www.RecycleBC.ca)

PAPER

PUT INTO YELLOW BAG

Recycle at curbside or depot
Clean and dry paper only



CONTAINERS

PUT INTO BLUE BOX

Recycle at curbside or depot
Empty and rinse containers



GLASS

PUT INTO LIGHT BLUE
OR GREY BOX


Recycle at curbside or depot
Empty and rinse glass bottles and jars




DROP-OFF ONLY


TAKE TO RECYCLING DEPOT

Not accepted in your blue box, yellow bag, or grey/light blue box







Newspapers, inserts, flyers




Magazines, catalogues, phone books




Boxboard boxes



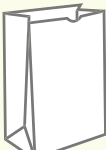
Moulded paper




Household paper



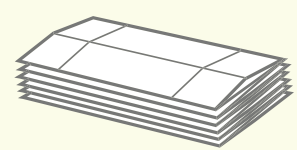
Envelopes



Paper bags



Shredded paper
(contain in paper bag or box first)



Cardboard boxes

- ✓ Greeting cards
- ✓ Paper gift wrap
- ✓ Paper gift bags
- ✓ Paper carry-out beverage trays
- ✓ Cores from paper towel and toilet paper



Plastic bottles, jars and jugs



Plastic trays and clamshells



Plastic garden pots and seedling trays



Caps, tops, lids and pumps



Plastic or paper take-out cups, bowls and lids



Cartons for soup, milk, etc.



Metal cans




Aerosol cans (empty)



Foil wrap and take out containers

- ✓ Plastic packaging for toys, batteries etc. Separate plastic from paper backing
- ✓ Plastic pails less than 25L for laundry detergent, cat litter, etc.
- ✓ Spiral wound cans and lids for frozen juice concentrate, chips, etc.
- ✓ Plastic tubs for yogurt, margarine, etc.



Glass bottles - clear and coloured



Glass jars - clear and coloured

! Put all lids in blue box.

NOT ACCEPTED

Do NOT place into Light Blue/Grey Box

- ✗ Drinking glasses, dishes, cookware
- ✗ Ceramic products
- ✗ Light bulbs or light fixtures
- ✗ Window glass, mirrors



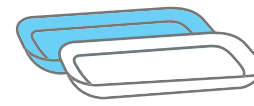
Want to recycle something not included here?

Search Recycle BC's Waste Wizard or download a full material list at RecycleBC.ca.


To recycle items that are not packaging or paper, contact the Recycling Council of BC (RCBC) at 604-732-9253 or visit RCBC.ca.

Unused Medication

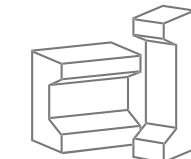
Empty medication containers can be recycled with Recycle BC, but unused or expired medications can be safely disposed by returning them to community pharmacies. For more information or to find the nearest pharmacy please visit www.healthsteward.ca.



Foam meat trays
(remove absorbent pad)



Foam take-out containers and cups



Foam cushion packaging used to protect electronics etc.

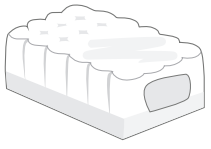
- ✗ Blue or pink foam insulation, packing chips and peanuts
- ✗ Squishy or flexible foam, foam noodles

PLASTIC BAGS AND OVERWRAP

(return to depot)



Plastic bags



Outer bags and product wraps

- ✓ Bags for groceries, produce, dry bulk foods, frozen vegetables, water softener, salt, garden products, newspapers, etc.
- ✓ Overwrap for diapers, feminine hygiene products, paper towels, soft drink flats

NOT ACCEPTED

Do NOT place into Yellow Bag



Hard and soft cover books



Plastic bags and overwrap



Clothing and textiles



Food, yard waste and wood

- ✗ Non-paper gift wrap, foil wrap, cards or paper with glitter
- ✗ Rubber bands, ribbons, bows
- ✗ Padded envelopes
- ✗ Bags and boxes with foil liners
- ✗ Paper towels, napkins and tissues
- ✗ Foil or plastic lined paper bags

NO HAZARDOUS MATERIALS

Exclude batteries; medical sharps; bleach or aerosol containers with any contents remaining; compressed gas cylinders, for example used propane cylinders; containers for paint, motor oil, vehicle lubricants, or antifreeze; or containers for pesticides with the words DANGER, WARNING, or POISON, and precautionary octagon or diamond symbols with skull and cross bones.

NOT ACCEPTED

Do NOT place into Blue Box



Plastic bags and overwrap



Hazardous waste



Glass



Electronics and appliances



Toys and games



Hangers, pots, pans and other scrap metal

- ✗ Foam packaging
- ✗ Chip or foil bags, candy wrappers
- ✗ Stand-up pouches
- ✗ Packaging labeled biodegradable or compostable
- ✗ Wiring, metal cords, hardware
- ✗ Clothing, textiles and shoes
- ✗ Food and yard waste

Characteristics of Plastic Bags and Overwrap vs. Other Flexible Plastic Packaging

PLASTIC BAGS AND OVERWRAP



Can Poke Your Thumb Through It




Not Crinkly



Single Material


OTHER FLEXIBLE PLASTIC PACKAGING



Doesn't Stretch



Crinkly



Foil Lining

For more information, visit RecycleBC.ca/FlexiblePackaging



Crinkly wrappers and bags



Flexible packaging with plastic seal



Zipper lock and stand-up pouches



Woven plastic bags



Non-food protective packaging

- ✗ Plastic squeeze tubes, plastic-lined paper, paper-lined plastic, plastic strapping
- ✗ 6-pack rings, biodegradable plastic, vinyl