

RECYCLING COLLECTION SCHEDULE

July 2023 - June 2024

Place paper, containers and glass recycling at curb by

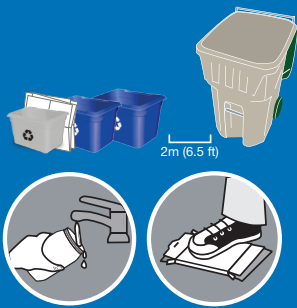


8:00 am

JULY 2023	AUGUST 2023	SEPTEMBER 2023	OCTOBER 2023
SUN MON TUE WED THU FRI SAT	SUN MON TUE WED THU FRI SAT	SUN MON TUE WED THU FRI SAT	SUN MON TUE WED THU FRI SAT
1	1 2 3 4 5	1 2	1 2 3 4 5 6 7
2 3 4 5 6 7 8	6 7 8 9 10 11 12	3 4 5 6 7 8 9	8 9 10 11 12 13 14
9 10 11 12 13 14 15	13 14 15 16 17 18 19	10 11 12 13 14 15 16	15 16 17 18 19 20 21
16 17 18 19 20 21 22	20 21 22 23 24 25 26	17 18 19 20 21 22 23	22 23 24 25 26 27 28
23 24 25 26 27 28 29	27 28 29 30 31	24 25 26 27 28 29 30	29 30 31
NOVEMBER 2023	DECEMBER 2023	JANUARY 2024	FEBRUARY 2024
SUN MON TUE WED THU FRI SAT	SUN MON TUE WED THU FRI SAT	SUN MON TUE WED THU FRI SAT	SUN MON TUE WED THU FRI SAT
1 2 3 4	1 2	1 2 3 4 5 6	1 2 3
5 6 7 8 9 10 11	3 4 5 6 7 8 9	7 8 9 10 11 12 13	4 5 6 7 8 9 10
12 13 14 15 16 17 18	10 11 12 13 14 15 16	14 15 16 17 18 19 20	11 12 13 14 15 16 17
19 20 21 22 23 24 25	17 18 19 20 21 22 23	21 22 23 24 25 26 27	18 19 20 21 22 23 24
26 27 28 29 30	24 25 26 27 28 29 30	28 29 30 31	25 26 27 28 29
MARCH 2024	APRIL 2024	MAY 2024	JUNE 2024
SUN MON TUE WED THU FRI SAT	SUN MON TUE WED THU FRI SAT	SUN MON TUE WED THU FRI SAT	SUN MON TUE WED THU FRI SAT
1 2	1 2 3 4 5 6	1 2 3 4	1
3 4 5 6 7 8 9	7 8 9 10 11 12 13	5 6 7 8 9 10 11	2 3 4 5 6 7 8
10 11 12 13 14 15 16	14 15 16 17 18 19 20	12 13 14 15 16 17 18	9 10 11 12 13 14 15
17 18 19 20 21 22 23	21 22 23 24 25 26 27	19 20 21 22 23 24 25	16 17 18 19 20 21 22
24 25 26 27 28 29 30	28 29 30	26 27 28 29 30 31	23 24 25 26 27 28 29

ENSURE MORE MATERIALS ARE RECYCLED AND KEPT OUT OF LANDFILL BY REMEMBERING THESE PRO-TIPS:

- 1 **Line it up.** Put your recycling boxes beside each other. Keep 2m (6.5 ft) to allow room for garbage collection trucks.
- 2 **Keep it clean.** Empty and rinse containers to prevent contamination, ensure more material is recycled, and avoid attracting wildlife when material is set out for collection.
- 3 **Flatten and cut.** If your cardboard is too large for your recycling box, flatten and cut it down to smaller pieces. 30 inches by 30 inches (76cm x 76cm) or smaller. Loosely stack them between recycling boxes. Remember to keep plastic wrap out of your recycling!
- 4 **Help avoid littering the streets and alleys.** Avoid overfilling your recycling boxes to ensure they are not spilled during collection. If you are unable to comfortably fit your material into your boxes, contact Recycle BC's collection partner to order an additional box, or use a similar, open box (e.g. laundry basket, storage box) to set out correctly sorted material.
- 5 **Connect with us.** Download our app, email us at info@recyclebc.ca, or connect with us on social media @RecycleBC.



RECYCLEBC™

Making a difference together.

2023-2024 RECYCLING SCHEDULE


Prince George



RecycleBC.ca/Prince-George

Download the App

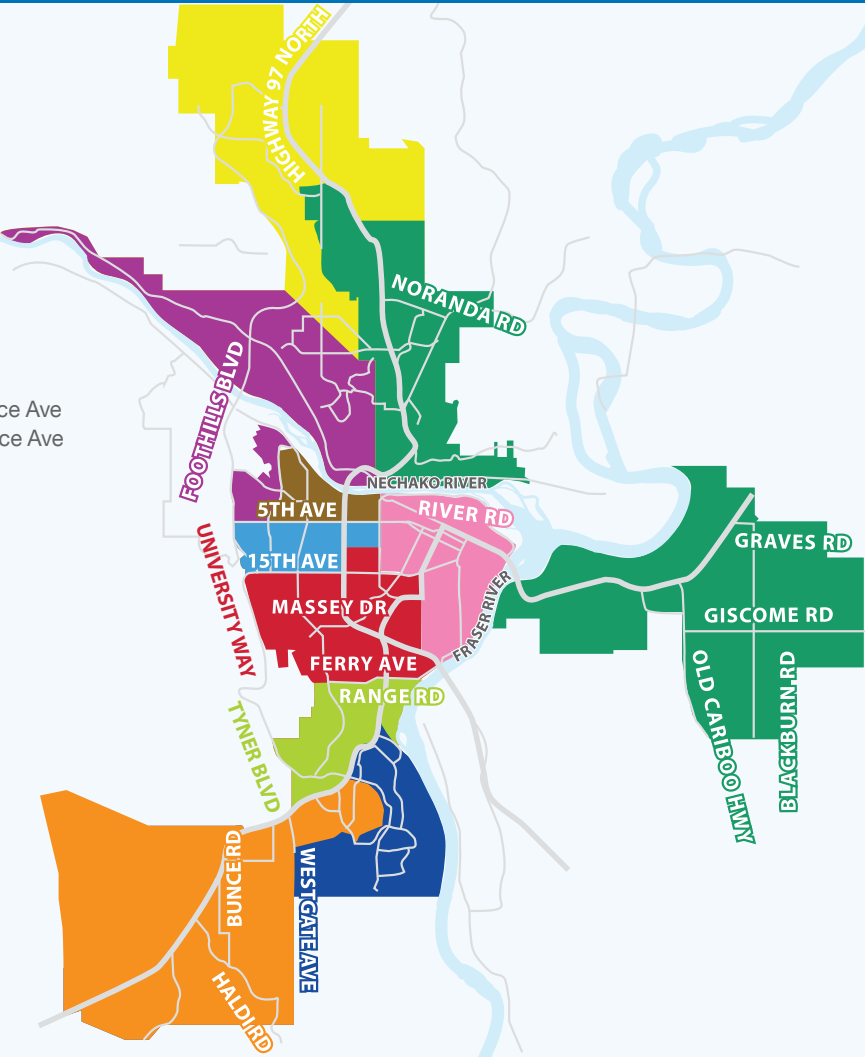
View your collection schedule, sign up for recycling reminders, see depot locations, and search materials with the Recycle BC app.



RecycleBC.ca/App

COLLECTION MAP

- From north side of Foothills Blvd
- From south side of Foothills Blvd
- From north side of 5th Ave
- From south side of 5th Ave
- From north side of Ferry Ave
- From south side of Ferry Ave
- From east of Domano Blvd and South of St Lawrence Ave
- From west of Domano Blvd and North of St Lawrence Ave
- North of Nechako River, and east of Fraser River
- South of Nechako River



Recycling Collection Questions?

Emterra Environmental is Recycle BC's curbside collection partner in Prince George. They can answer questions about collection zones, missed pick-ups, holiday schedules, or recycling boxes.

Contact: Emterra Environmental
Phone: 250-596-8023
Email: askmebc2@emterra.ca

For information about garbage collection service, please contact the City of Prince George at 250-561-7600.

RECYCLING COLLECTION QUESTIONS?

Emterra Environmental is Recycle BC's curbside collection partner in Prince George. They can answer questions about collection zones, missed pick-ups, holiday schedules, or recycling boxes.

Contact: Emterra Environmental
Phone: 250-596-8023
Email: askmebc2@emterra.ca

NEARBY DEPOTS

London Drugs - Parkwood Place
#196 - 1600 15th Avenue, Prince George
250-561-0011

*London Drugs accept flexible plastics and foam packaging only. Due to space limitations, a maximum of one grocery bag of each material is suggested per visit.

Hart Return-It Centre
6665 Hart Highway, Prince George
250-962-9300

P.G. Recycling And Return-It Centre
2614 Petersen Road, Prince George
250-561-7475

ABOUT RECYCLE BC

Recycle BC is a not-for-profit organization responsible for residential packaging and paper recycling throughout BC, servicing over 1.8 million households. Recycle BC ensures your household materials are picked up, sorted, and responsibly managed and recycled. Our program is funded by over 1,200 businesses that include retailers, manufacturers and restaurants that supply packaging and paper to BC residents, shifting costs away from homeowners.

For more information visit:

RecycleBC.ca
@RecycleBC



Please find a detailed material list at [RecycleBC.ca/what-can-i-recycle](https://recyclebc.ca/what-can-i-recycle).
請瀏覽 [RecycleBC.ca/what-can-i-recycle](https://recyclebc.ca/what-can-i-recycle)
查詢物料清單中文版。
ਕਿਰਪਾ ਕਰਕੇ ਇਕ ਅਨੁਵਾਦਿਤ ਸਮੱਗਰੀ ਸੂਚੀ ਨੂੰ ਇਥੇ ਦੇਖੋ
[RecycleBC.ca/what-can-i-recycle](https://recyclebc.ca/what-can-i-recycle)
번역 된 자료 목록은 [RecycleBC.ca/what-can-i-recycle](https://recyclebc.ca/what-can-i-recycle)
에서 찾으십시오.
لطفاً فهرست مواد را به تفصیل در [RecycleBC.ca/what-can-i-recycle](https://recyclebc.ca/what-can-i-recycle) مشاهده کنید.

PAPER

PUT INTO ONE BLUE BOX

Clean and dry paper only
Cut excess cardboard to
76cm x 76cm and stack beside box



CONTAINERS

PUT INTO BLUE BOX

Empty and rinse containers



GLASS

PUT INTO GREY BOX

Empty and rinse glass bottles and jars



DROP-OFF ONLY

TAKE TO RECYCLING DEPOT

Not accepted in your blue boxes
or grey box



Newspapers, inserts, flyers

Magazines, catalogues, phone books

Boxboard boxes

Moulded paper

Household paper

Paper bags and boxes

Paper decorations

Shredded paper (contain in paper bag or box first)

Cardboard boxes

- ✓ Greeting cards
 - ✓ Paper gift wrap
 - ✓ Paper gift bags
 - ✓ Paper carry-out beverage trays
- ✓ Cores from paper towel and toilet tissue
 - ✓ Compressed paper hangers
 - ✓ Paper-only shipping envelopes

Plastic bottles, jars and jugs

Plastic trays and containers

Plastic garden pots and seedling trays

Caps, tops, lids and pumps

Plastic or paper cups, plates, bowls and lids

Cartons for soup, cream, etc.

Metal cans

Spray containers (empty)

Foil wrap and containers

- ✓ Plastic packaging for toys, batteries, etc. Separate plastic from paper backing
 - ✓ Spiral wound cans and lids for frozen juice concentrate, chips, etc.
- ✓ Plastic pails less than 25L for laundry detergent, cat litter, etc.
 - ✓ Plastic tubs for yogurt, margarine, etc.

Glass bottles - clear and coloured

Glass jars - clear and coloured

Put all lids in blue box.

NOT ACCEPTED

- ✗ Drinking glasses, dishes, cookware
 - ✗ Window glass, mirrors
- ✗ Ceramic products
 - ✗ Light bulbs or light fixtures

Want to recycle something not included here?

Search Recycle BC's Waste Wizard or download a full material list at [RecycleBC.ca](https://www.recyclebc.ca).
To recycle items that are not packaging, packaging-like products, single-use items, or paper, contact the Recycling Council of BC (RCBC) at [RCBC.ca](https://www.rcbc.ca).

Unused Medication

Empty medication containers can be recycled with Recycle BC, but unused or expired medications can be safely disposed by returning them to community pharmacies. For more information or to find the nearest pharmacy, please visit www.healthsteward.ca.


NO HAZARDOUS MATERIALS

Exclude batteries; medical sharps; bleach or aerosol containers with any contents remaining; containers with the words COMBUSTIBLE, FLAMMABLE or VERY FLAMMABLE on them (except cosmetic and beauty product containers); compressed gas cylinders, for example used propane cylinders; containers for paint, motor oil, vehicle lubricants, or antifreeze; or containers for pesticides labelled POISON, and precautionary octagon or diamond symbols with skull and cross bones.


FLEXIBLE PLASTICS



Plastic bags




Outer bags and overwraps



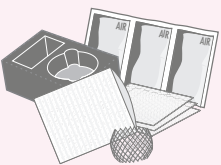
Flexible packaging with plastic seal




Zipper-lock and stand-up pouches



Crinkly wrappers and bags



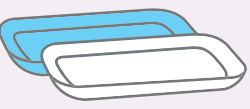
Protective and squishy cushion packaging



Woven plastic bags

- ✓ Bags for groceries, produce, newspapers
- ✓ Overwrap for diapers, feminine hygiene products, paper towels, soft drink flats

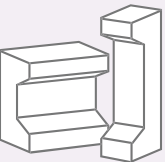
FOAM PACKAGING



Foam meat trays (remove absorbent pad)



Foam containers and cups



Foam cushion packaging used to protect electronics, etc.

NOT ACCEPTED




Hard and soft cover books



Flexible plastics



Clothing and textiles



Food, yard waste and wood

- ✗ Non-paper gift wrap, foil wrap, cards or paper with glitter
- ✗ Rubber bands, ribbons, bows
- ✗ Padded envelopes

- ✗ Bags and boxes with foil liners
- ✗ Paper towels, napkins and tissues
- ✗ Foil or plastic lined paper bags

NOT ACCEPTED



Flexible plastics



Hazardous waste



Glass



Electronics and appliances



Durable products



Metal hangers, pots, pans and other scrap metal

- ✗ Foam packaging
- ✗ Chip bags, candy wrappers
- ✗ Stand-up pouches
- ✗ Packaging labeled biodegradable or compostable

- ✗ Wiring, metal cords, hardware
- ✗ Clothing, textiles and shoes
- ✗ Food and yard waste

NOT ACCEPTED

- ✗ Cellophane wrap for floral arrangements, etc.
 - ✗ Garbage bags
 - ✗ Plastic squeeze tubes, plastic-lined paper
- ✗ Paper-lined plastic, plastic strapping
 - ✗ 6-pack rings, biodegradable plastic, vinyl

- ✗ Blue or pink foam insulation, packing chips and peanuts
- ✗ Squishy or flexible foam, foam noodles